

Controllable piston diaphragm pumps

Flow capacity 7,5 l/h ... 190 l/h

Admiss. counterpressure up to 80 bar



C409.2-...KM



C409.2-...KM in survey

- Multi-layer diaphragm technology
- Safe to run dry
- Leakage free
- Low maintenance
- Easy to use
- High dosing accuracy
- Multifunctional
- PROFIBUS DP - interface
- Flexible
- Manual stroke length and stroke frequency adjustment
- Robust metallic housing

Infobox

- Order information [Page 2.61](#)
- Options/accessories [Page 2.61](#)
- fittings-allocation [Page 2.65](#)
- connecting pieces [Chapter 4](#)
- resistance chart [Chapter 5](#)
- installation examples [Chapter 5](#)

Functions and operating modes

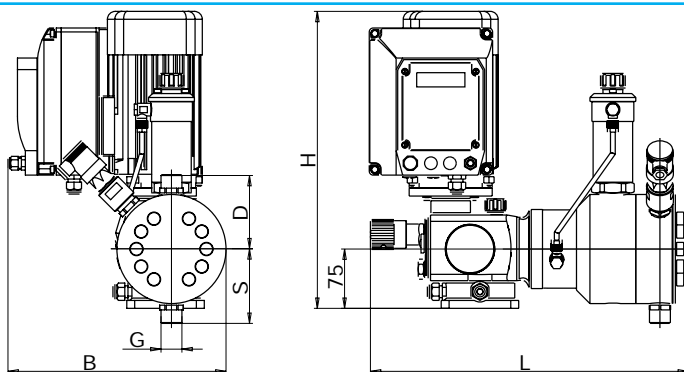
- Manual operation
- Manual stroke frequency adjustment
- PROFIBUS DP-VO slave Interface
- External START/STOP
- Pulse operation / fractinator
- Cycle delay unit
- Analogue operation (0/4-20 mA)*
- Analogue operation standardization
- Charge manual/with timer*
- Speed control / Slow mode
- 3 LED's for status indication
- Multiline illuminated text display
- Menu - driven parameterization
- Flow indication
- Calibration
- 4 - key operation
- 2 digital outputs (PLC)*
- 1 digital input (PLC or contact signal)*
- 2 analogue / digital inputs (optionally reversible)*
- Programmable input- / output functions*
- Connection / evaluation 2-stage level monitoring
- Connection / evaluation diaphragm rupture monitoring
- Connection / evaluation flow monitoring
- Connection / evaluation flow metering
- Voltage 210 - 250 V, 50/60 Hz
- 2m connecting cable with Euro-plug

Technical data

Type	Nominal capacity l/h	Nominal stroke frequency		Capacity per stroke ml/Stroke	Admiss. counterpressure bar	Admiss. pressure at pump inlet bar	Max. suction height mWC	Inlet / Outlet nominal width DN	Max. stroke length mm	Rated motor power kW
		50 Hz	60 Hz							
C409.1-7,5KM	0 - 7,5	100	100	1,25	80	-0,2 / 0	2	10	10	0,37
C409.2-10KM	0 - 10	150	150	1,1	80	-0,2 / 0	2	10	10	0,37
C409.2-12KM	0 - 12	100	100	2	70	-0,2 / 0	2	10	10	0,37
C409.2-18KM	0 - 18	150	150	2	50	-0,2 / 0	2	10	10	0,37
C409.2-30KM	0 - 30	100	100	5	35	-0,3 / 0	3	10	10	0,37
C409.2-45KM	0 - 45	150	150	5	25	-0,3 / 0	3	10	10	0,37
C409.2-70KM	0 - 70	100	100	11,6	20	-0,3 / 0	3	15	10	0,37
C409.2-95KM	0 - 95	150	150	10,6	16	-0,3 / 0	3	15	10	0,37
C409.2-135KM	0 - 135	100	100	22,5	10	-0,3 / 0	3	15	10	0,37
C409.2-190KM	0 - 190	150	150	21,1	8	-0,3 / 0	3	15	10	0,37

Note: the admissible counterpressure is 10 bar or lower when plastic pump bodies are used.

Dimensional drawing



Dimensional chart

All indications in mm

Type	G	S	D	L	B	H	Weight (kg)
C409.1-7,5KM	G 3/4	83	83	360	265	376	16,5
C409.2-10KM	G 3/4	83	83	360	265	376	16,5
C409.2-12KM	G 3/4	83	83	360	265	376	16,5
C409.2-18KM	G 3/4	83	83	360	265	376	16,5
C409.2-30KM	G 3/4	95	95	403	276	376	19,2
C409.2-45KM	G 3/4	95	95	403	276	376	19,2
C409.2-70KM	G 3/4	95	95	403	276	376	19,2
C409.2-95KM	G 3/4	95	95	403	276	376	19,2
C409.2-135KM	G 3/4	95	95	403	276	376	19,2
C409.2-190KM	G 3/4	95	95	403	276	376	19,2

- * inapplicable when supplied with PROFIBUS DP - Interface
- Indication of weight for basic design acc. to order information

Order information

Basic design

C409.2-7,5KM up to C409.2-45KM

- Pump body PP
- Double valves PP-FRP
- Valve balls Glas
- Valve seals FPM
- Multi-layer diaphragm PTFE
- Pressure switch IP65
- Control cable (8-pole)

C409.2-70KM up to C409.2-190KM

- Pump body PP
- Single valves PP-FRP
- Valve balls Glass
- Valve seals FPM
- Multi-layer diaphragm PTFE
- Pressure switch IP65
- Control cable (8-pole)



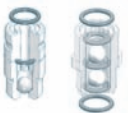

Motor:

- 210-250V 50/60 Hz, 1~, IP 55, ISO F

Further options and accessories:

- Connection pieces see chapter 4
- Product documentation see chapter 5

Type	Basic design	x
C409.1-7,5KM	16013560	
C409.2-10KM	16013561	
C409.2-12KM	16013562	
C409.2-18KM	16013563	
C409.2-30KM	16013564	
C409.2-45KM	16013565	
C409.2-70KM	16013566	
C409.2-95KM	16013567	
C409.2-135KM	16013568	
C409.2-190KM	16013569	

Options/Accessories			C409.2-7,5KM up to C409.2-18KM x	C409.2-30KM up to C409.2-45KM x	C409.2-70KM up to C409.2-95KM x	C409.2-135KM up to C409.2-190KM x
Pump body and valves 	PP	Double valve	●	●	–	–
		Single valve	–	–	●	●
	PVC-U	Single valve	–	▲	▲	▲
		Chamber valve (double valve)	▲	–	–	–
	PVDF-FRP	Double valve	▲	▲	▲	▲
		Single valve	–	–	▲	▲
1.4571	Double valve (1.4571/1.4581)	▲	▲	▲	▲	
Valve balls 	Glass	Single valve	–	○	●	●
		Double valve	●	●	–	–
	1.4401	Single valve	–	○	○	○
		Double valve	○	○	–	–
	PTFE	Single valve	–	▲	▲	▲
		Double valve	▲	▲	▲	▲
Valve seals 	FPM	Single valve	–	○	○	○
		Double valve	●	●	–	–
	EPDM	Single valve	–	○	○	○
		Double valve	○	○	▲	▲
	FEP-covered	Single valve	–	▲	▲	▲
		Double valve	▲	▲	▲	▲
Stroke length adjustment 	with position indicator	▲	▲	▲	▲	

● = basic design ▲ = with add. price ○ = without add. price ⊙ = on request – = not available Art.-No. = available in basic design/accessories

C409.2-...KM

Order information

Basic design

C409.2-7,5KM up to C409.2-45KM

- Pump body PP
- Double valves PP-FRP
- Valve balls Glas
- Valve seals FPM
- Multi-layer diaphragm PTFE
- Pressure switch IP65
- Control cable (8-pole)

C409.2-70KM up to C409.2-190KM

- Pump body PP
- Single valves PP-FRP
- Valve balls Glass
- Valve seals FPM
- Multi-layer diaphragm PTFE
- Pressure switch IP65
- Control cable (8-pole)

Motor:






- 210-250V 50/60 Hz, 1~, IP 55, ISO F

Further options and accessories:

- Connection pieces see chapter 4
- Product documentation see chapter 5

Type	Basic design	x
C409.1-7,5KM	16013560	
C409.2-10KM	16013561	
C409.2-12KM	16013562	
C409.2-18KM	16013563	
C409.2-30KM	16013564	
C409.2-45KM	16013565	
C409.2-70KM	16013566	
C409.2-95KM	16013567	
C409.2-135KM	16013568	
C409.2-190KM	16013569	

2

Options/Accessories		C409.2-7,5KM up to C409.2-18KM x	C409.2-30KM up to C409.2-45KM x	C409.2-70KM up to C409.2-95KM x	C409.2-135KM up to C409.2-190KM x
Stroke length adjustment electrical 	Actuator N C1-BA 230 V, +/- 10%, 50/60 Hz, 128s/10 U, 1,5 Nm incl. mounting plate for actuator	▲	▲	▲	▲
	Electronic positioning controller PMR3 input signal 0/4-20 mA incl. feedback signal 0/4-20 mA (only in N C1-BA integrated)	▲	▲	▲	▲
Drive motor 	Voltage 115V / 50/60 Hz	⓪	⓪	⓪	⓪
Profibus 	Profibus-interface: Profibus DP-V0 (slave) Bit rate: Automatic 9,6 kbit/s – 12 Mbit/s Connection to dosing pump: M12-cable box, 5-pole, B-coded	▲	▲	▲	▲
	Profibus Y-distributor M12x1, 5-pole, IP67	90025526	90025526	90025526	90025526
	Profibus T-distributor M12x1, 5-pole, IP67	90022889	90022889	90022889	90022889
	Profibus terminating resistor M12x1, 5-pole, IP67	90022890	90022890	90022890	90022890
Control electronics 	Remote-design, for wall mounting incl. 3m cable and fixing materials	⓪	⓪	⓪	⓪
Special connection 	Special connection (plug) für power supply	⓪	⓪	⓪	⓪

● = basic design ▲ = with add. price ○ = without add. price ⓪ = on request – = not available Art.-No. = available in basic design/accessories

Order information

Basic design

C409.2-7,5KM up to C409.2-45KM

- Pump body PP
- Double valves PP-FRP
- Valve balls Glass
- Valve seals FPM
- Multi-layer diaphragm PTFE
- Pressure switch IP65
- Control cable (8-pole)

C409.2-70KM up to C409.2-190KM

- Pump body PP
- Single valves PP-FRP
- Valve balls Glas
- Valve seals FPM
- Multi-layer diaphragm PTFE
- Pressure switch IP65
- Control cable (8-pole)



Motor:

- 210-250V 50/60 Hz, 1~, IP 55, ISO F

Further options and accessories:

- Connection pieces see chapter 4
- Product documentation see chapter 5

Type	Basic design	x
C409.1-7,5KM	16013560	
C409.2-10KM	16013561	
C409.2-12KM	16013562	
C409.2-18KM	16013563	
C409.2-30KM	16013564	
C409.2-45KM	16013565	
C409.2-70KM	16013566	
C409.2-95KM	16013567	
C409.2-135KM	16013568	
C409.2-190KM	16013569	

Options/Accessories		C409.2-7,5KM bis C409.2-10KM x	C409.2-12KM bis C409.2-18KM x	C409.2-30KM bis C409.2-45KM x	C409.2-70KM bis C409.2-190KM x	
 Control cable M12 cable box 3-pole, 5 meter for level input (Level sensor not included)		90022888	90022888	90022888	90022888	
		90022877	90022877	90022877	90022877	
 Flow meter* IP65 incl. cable 0,6m and cable box M12 5-pole (bushing for pump connection) Connection: 8011.1 - 8014.1: nlet: G 3/4 (inside); Outlet G 3/4 (outside) Connection: 8015.1: nlet: G 1 1/4 (inside); Outlet G 1 1/4 (outside) Max. operating pressure: Type 8011.1 = 10 bar; Type 8012.1 - 8014.1 = 10 bar *Note the indications at the data sheet	ECTFE/PP/FPM	37602343	–	–	–	
	8011.1	ECTFE/PVC-U/FPM	37602345	–	–	–
		ECTFE/PVDF/FPM	37602348			
	8012.1	PVC-U/FPM	–	37602277	–	–
		PVDF/FPM	–	37602307	–	–
	8013.1	PVC-U/FPM	–	–	37602281	–
		PVDF/FPM	–	–	37602311	–
	8014.1	PVC-U/FPM	–	–	–	37602281
		PVDF/FPM	–	–	–	37602311

● = basic design ▲ = with add. price ○ = without add .price ⊕ = on request – = not available Art.-No. = available in basic design/accessories

C409.2-...KM

Order information

Basic design

C409.2-7,5KM up to C409.2-45KM

- Pump body PP
- Double valves PP-FRP
- Valve balls Glas
- Valve seals FPM
- Multi-layer diaphragm PTFE
- Pressure switch IP65
- Control cable (8-pole)

C409.2-70KM up to C409.2-190KM

- Pump body PP
- Single valves PP-FRP
- Valve balls Glass
- Valve seals FPM
- Multi-layer diaphragm PTFE
- Pressure switch IP65
- Control cable (8-pole)

Motor:


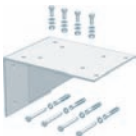
- 210-250V 50/60 Hz, 1~, IP 55, ISO F

Further options and accessories:

- Connection pieces see chapter 4
- Product documentation see chapter 5

Type	Basic design	x
C409.1-7,5KM	16013560	
C409.2-10KM	16013561	
C409.2-12KM	16013562	
C409.2-18KM	16013563	
C409.2-30KM	16013564	
C409.2-45KM	16013565	
C409.2-70KM	16013566	
C409.2-95KM	16013567	
C409.2-135KM	16013568	
C409.2-190KM	16013569	

2

Options/Accessories		C409.2-7,5KM up to C409.2-18KM x	C409.2-30KM up to C409.2-45KM x	C409.2-70KM up to C409.2-95KM x	C409.2-135 KM up to C409.2-190KM x
Flow controller*  *Note the indications at the data sheet	IP65 incl. cable 0,6m and cable box M12 - 5-pole (bushing for pump connection) Material valve seals: FPM Thread connection: Input: G 3/4 (IG), output: G 3/4 Max. pressure: 10 bar				
	8191.1	PVC-U/FPM 37602227	–	–	–
		PP/FPM 37602175	–	–	–
	8192.1	PVC-U/FPM –	37602176	37602176	37602176
	PP/FPM –	–	37602177	37602177	37602177
Console  for wall mounting incl. fixing screws	1.4301	90023875	90023875	90023875	90023875
	PP	90023848	90023848	90023848	90023848
● = basic design ▲ = with add. price ○ = without add .price ⊕ = on request – = not available Art.-No. = available in basic design/accessories					

Fittings for suction side of dosing pumps		C409.2-7,5KM		C409.2-12KM		C409.2-30KM		C409.2-70KM		C409.2-95KM		C409.2-135KM	
		C409.2-10KM		C409.1-18KM		C409.2-45KM						C409.2-190KM	
		Type	Ps	Type	P.	Type	P.	Type	P.	Type	P.	Type	P.
Suction lance	with level switch 1-stage	SL-11.1	3.34	SL-11.1	3.34	SL-02	3.34	SL-02	3.34	SL-02	3.34	SL-02	3.34
		∅	-	∅	-	S-03	3.38	S-03	3.38	S-03	3.38	S-03	3.38
	with level switch 2-stage	SL-12.1	3.34	SL-12.1	3.34	SL-02	3.34	SL-02	3.34	SL-02	3.34	SL-02	3.34
	without level switch	S-01	3.46	S-01	3.46	S-01	3.46	S-01	3.46	S-01	3.46	S-01	3.46
Priming aid / Siphon vessel	PVC-U-transparent	770.2	3.76	770.2	3.76	770.2	3.76	770.2	3.76	770.2	3.76	770.2	3.76
Calibration Pot	PVC-U	791.1	3.78	792.1	3.78	792.1	3.78	793.1	3.78	793.1	3.78	794.1	3.78
Foot valve	PVC-U	731	3.82	731	3.82	731	3.82	731	3.82	731	3.82	731	3.82
	PP-FRP / PVDF-FRP	781.1	3.86	781.1	3.86	781.1	3.86	781.1	3.86	781.1	3.86	781.1	3.86
	1.4571	731	3.82	731	3.82	731	3.82	731	3.82	731	3.82	731	3.82
Line strainer	PVC-U	751.1	3.88	751.1	3.88	751.1	3.88	751.1	3.88	751.1	3.88	751.1	3.88
	PVC-U / PP / PVDF	752.1	3.88	752.1	3.88	752.1	3.88	752.1	3.88	752.1	3.88	752.1	3.88
	1.4408	752	3.90	752	3.90	752	3.90	752	3.90	752	3.90	752	3.90
Float valve	PVC-U	871	3.92	871	3.92	871	3.92	871	3.92	871	3.92	871	3.92
Pulsation damper without separating diaphragm	PVC-U / PP	702.1	3.14	702.1	3.14	702.1	3.14	702.1	3.14	702.1	3.14	702.1	3.14
	1.4571	∅		∅		∅		∅		∅		∅	
Fittings for pressure side of dosing pumps		C409.2-7,5KM		C409.2-12KM		C409.2-30KM		C409.2-70KM		C409.2-95KM		C409.2-135KM	
		C409.2-10KM		C409.1-18KM		C409.2-45KM						C409.2-190KM	
		Type	P.	Type	P.	Type	P.	Type	P.	Type	P.	Type	P.
Diaphragm-type relief valve		620.10	3.4	620.10	3.4	620.10	3.4	620.10	3.4	622.10	3.4	622.10	3.4
	for suspension	∅		∅		∅		∅		∅		∅	
Diaphragm-type pressure keeping valve		620.D	3.8	620.D	3.8	620.D	3.8	620.D	3.8	622.D	3.8	622.D	3.8
Multi-function valve	4 bar opening pressure	MFV 05004	3.10	MFV 05004	3.10	MFV 05004	3.10	-		-		-	
	6 bar opening pressure	MFV 05006	3.10	MFV 05006	3.10	MFV 05006	3.10	-		-		-	
	10 bar opening pressure	MFV 05010	3.10	MFV 05010	3.10	MFV 05010	3.10	-		-		-	
Pulsation damper without separating diaphragm	PVC-U / PP	702.1	3.14	702.1	3.14	702.1	3.14	702.1	3.14	702.1	3.14	702.1	3.14
	1.4571	∅		∅		∅		∅		∅		∅	
Diaphragm-pulsation damper with PTFE/PTFE-faced diaphragm	PVC-U / PP / PVDF	720.1	3.22	720.1	3.22	721.2	3.22	722.1	3.22	722.1	3.22	722.1	3.22
Diaphragm-pulsation damper with Elastomer-diaphragm	1.4571	810.1-0,16/180	3.28	810.1-0,16/180	3.28	810.1-0,16/180	3.28	810.1-0,32/160	3.28	810.1-0,32/160	3.28	810.1-0,32/160	3.28
Check valve	PVC-U	661.2	3.50	661.2	3.50	661.2	3.50	661.2	3.50	661.2	3.50	661.2	3.50
	PP-FRP / PVDF-FRP	661.2	3.50	661.2	3.50	661.2	3.50	661.2	3.50	661.2	3.50	661.2	3.50
	1.4571	661.2	3.50	661.2	3.50	661.2	3.50	661.2	3.50	661.2	3.50	661.2	3.50
Dosing valve	PVC-U	691.1	3.54	691.1	3.54	691.1	3.54	691.1	3.54	691.1	3.54	691.1	3.54
	PVC-U / PP / PVDF	681.1	3.58	681.1	3.58	681.1	3.58	681.1	3.58	681.1	3.58	681.1	3.58
	PP-FRP / PVDF-FRP	691.1	3.54	691.1	3.54	691.1	3.54	691.1	3.54	691.1	3.54	691.1	3.54
	1.4571	691.1	3.54	691.1	3.54	691.1	3.54	691.1	3.54	691.1	3.54	691.1	3.54
Injection fitting	PVC-U / PP / PVDF	8061.1	3.60	8061.1	3.60	8061.1	3.60	8061.1	3.60	8061.1	3.60	8061.1	3.60

∅ = on request -- = not available

The above allocation considers the fittings which have to be used at least regarding their nominal width in order to ensure the safe and trouble-free operation of the respective pumps when feeding liquids which are similar to water. Absolutely note the max. admissible operating pressure of the fittings.

The use of fittings of a bigger nominal width is unproblematically possible in most cases.

When choosing the fittings note the installation instructions for dosing pumps or confer with sera.