

Air-driven diaphragm pumps

Max. flow capacity 30 l/min

Admiss. counterpressure up to 7 bar



AP-30



AP series in survey

- Cost-effective
- Leakage-free
- Safe against overpressure
- Low-maintenance continuous duty
- Design according to ATEX
- Safe to run dry
- Dry priming
- High-quality materials
- Robust
- Silicone-free

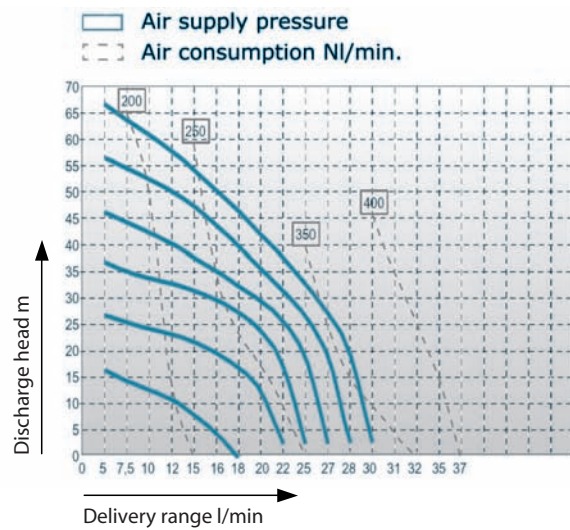
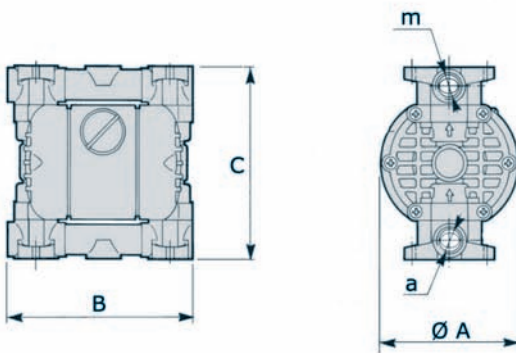
Infobox

- Order information [Page 2.131](#)
- Options/accessories [Page 2.131](#)
- connecting pieces [Chapter 4](#)
- resistance chart [Chapter 5](#)
- installation examples [Chapter 5](#)

Technical data

Type	Max. flow capacity l/min	Admiss. counterpressure bar	Max. air supply bar	Control air connection	Max. suction height dry m	Max. suction height wet m	ATEX95
APB-30	30	7	7	G 1/4	7	5	II 3G Eex c IIB T4
APE-30	30	7	7	G 1/4	7	5	II 3G Eex c IIB T4

Dimensional drawing



Dimensional chart



All indications in mm

Type	Connections m/a	A	B	C	Weight kg PP
APB-30	G 1/2	120	164.5	168	1.6
APE-30	G 1/2	120	164.5	168	1.6

■ Further weights on request

Order information
Basic design

Type	Pump body	Diaphragm	Valve balls	Valve seat	Article-No.	x
APB-30	PP	Santoprene	PTFE	PP	15002052	
APB-30	PP	Santoprene	AISI 316	PP	15002053	
APB-30	PP	Santoprene	PTFE	AISI 316	15002054	
APB-30	PP	Santoprene	PTFE	PE	⊗	
APB-30	PP	Santoprene	AISI 316	PE	⊗	
APB-30	PP	Santoprene+PTFE	PTFE	PP	15002374	
APB-30	PP	Santoprene+PTFE	AISI 316	PP	15002056	
APB-30	PP	Santoprene+PTFE	PTFE	AISI 316	15002057	
APB-30	PVDF-CFK	Santoprene+PTFE	PTFE	PVDF	⊗	
APB-30	Aluminium	Santoprene	PTFE	PE	⊗	
APB-30	Aluminium	Santoprene	AISI 316	PE	⊗	
APB-30	Aluminium	Santoprene	PTFE	AISI 316	⊗	
APB-30	Aluminium	Santoprene+PTFE	PTFE	PE	⊗	
APB-30	Aluminium	Santoprene+PTFE	AISI 316	PE	⊗	
APB-30	Aluminium	Santoprene+PTFE	PTFE	AISI 316	⊗	
APB-30	AISI 316	Santoprene+PTFE	PTFE	PE	⊗	
APB-30	AISI 316	Santoprene+PTFE	AISI 316	PE	⊗	
APB-30	AISI 316	Santoprene+PTFE	PTFE	AISI 316	15002831	
APE-30	PP-CFK	Santoprene	PTFE	PP	⊗	
APE-30	PP-CFK	Santoprene	AISI 316	PP	⊗	
APE-30	PP-CFK	Santoprene	PTFE	PE	⊗	
APE-30	PP-CFK	Santoprene	AISI 316	PE	⊗	
APE-30	PP-CFK	Santoprene	PTFE	AISI 316	⊗	
APE-30	PP-CFK	Santoprene+PTFE	PTFE	PP	15002769	
APE-30	PP-CFK	Santoprene+PTFE	AISI 316	PP	⊗	
APE-30	PP-CFK	Santoprene+PTFE	PTFE	AISI 316	⊗	
APE-30	PVDF-CFK	Santoprene+PTFE	PTFE	PVDF	⊗	
APE-30	Aluminium	Santoprene	PTFE	PE	⊗	
APE-30	Aluminium	Santoprene	AISI 316	PE	⊗	
APE-30	Aluminium	Santoprene	PTFE	AISI 316	⊗	
APE-30	Aluminium	Santoprene+PTFE	PTFE	PE	⊗	
APE-30	Aluminium	Santoprene+PTFE	AISI 316	PE	⊗	
APE-30	Aluminium	Santoprene+PTFE	PTFE	AISI 316	⊗	
APE-30	AISI 316	Santoprene+PTFE	PTFE	PE	⊗	
APE-30	AISI 316	Santoprene+PTFE	PTFE	AISI 316	⊗	

Options/Accessories					APB-30 APE-30	x
Valve sealings	FPM				●	
	EPDM				○	
	PTFE				⊗	
Diaphragm-type pulsation damper 	Type	Connection	Housing	Diaphragm		
	MPD-25.1	G 3/4	PP	HytreI+PTFE	37602429	
			PP-CFK	HytreI+PTFE	⊗	
			PVDF-CFK	Santoprene+PTFE	⊗	
			PPS-V	HytreI+PTFE	37602431	
Air supply pressure unit 	Filter pressure controller, shut-off valve and check valve, fittings and 5 m pneumatic hose incl.				90019998	
	as above but with solenoid valve incl. double nibble				24 V	90020024
					230 V	90020017
● = basic design ▲ = with add. price ○ = without add. price ⊗ = on request – not available Art.-No. = available in basic design/accessories						